



Traffic Results || January – June 2010
by Chief Executive Officer || Julian Jaeger
15th July, 2010



Contents

Traffic Results

Forecast 2010

Concluding remarks



Traffic Results

Traffic Results

Highlights – January to June 2010



	2010	2009	+ / -	% Change
Passenger Movements	1,380,828	1,251,970	128,858	10.3%
Aircraft Movements	12,835	11,892	943	7.9%
Seat Capacity	2,063,155	1,901,199	161,956	8.5%
Seat Load Factor	66.90%	65.90%		1.0 PPD
MTOW <i>(in tonnes)</i>	1,072,359	1,001,694	70,665	7.2%
Cargo and Mail <i>(in tonnes)</i>	8,486	8,119	367	4.5%
General Aviation <i>Aircraft Movement</i>	1,152	884	268	30%

- European average January to May: +1.5%
- MIA January to May: +7.7%

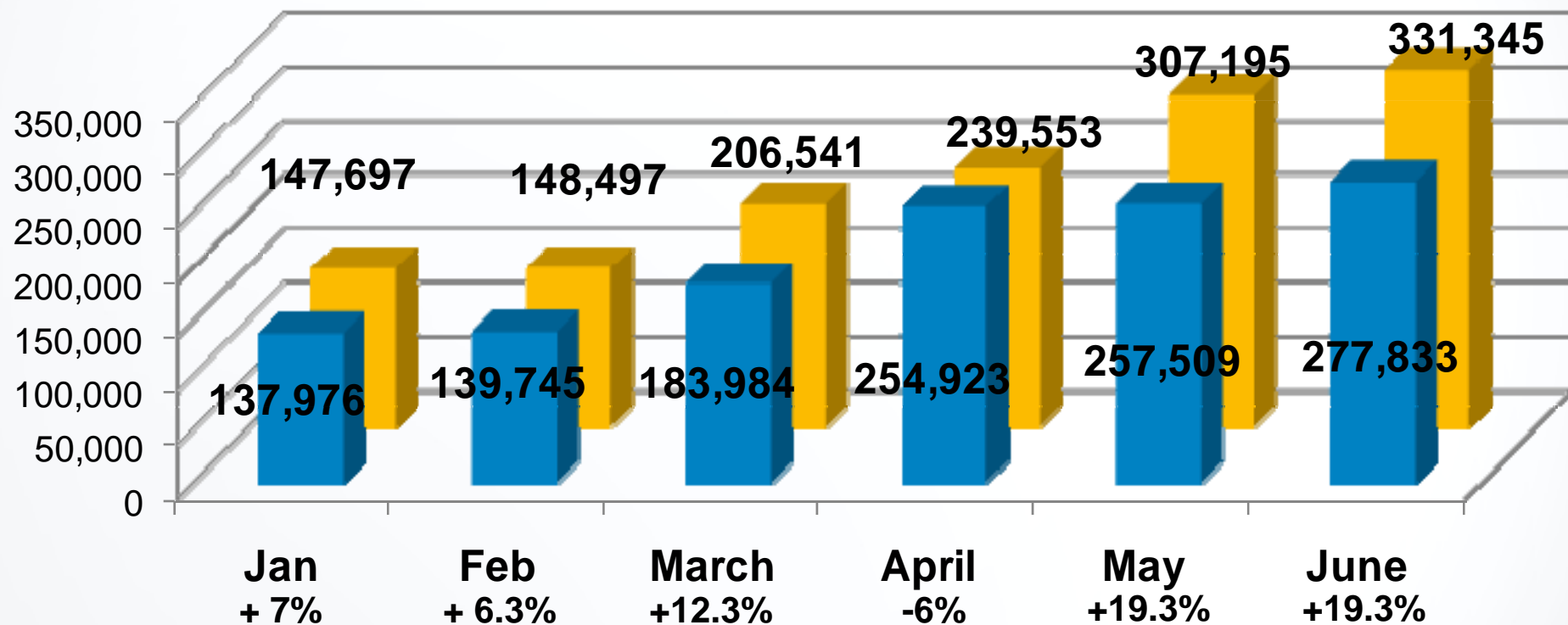


Traffic Results

Passenger Movements – January to June 2010



■ Pax 2009 ■ Pax 2010



Passenger movements in April were negatively affected by the Icelandic volcanic ash which led to the closure of European airspace for a number of days



Traffic Results

Top Airlines – January to June 2010



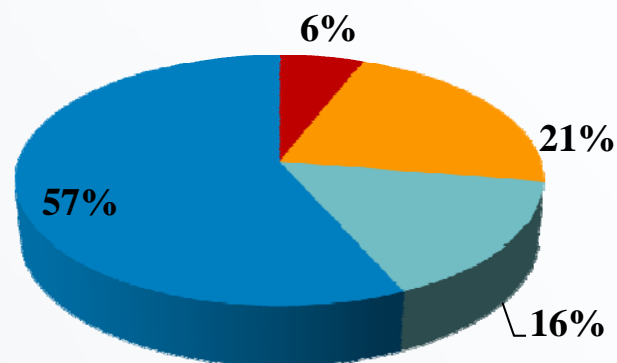
Carrier	Pax 2010	Pax 2009	Difference	% Change
Air Malta	724,342	710,070	14,272	2%
Ryanair	272,454	185,279	87,175	47%
Easyjet	121,743	71,992	49,751	69%
Lufthansa	53,483	53,910	- 427	-1%
Emirates	42,885	52,056	- 9,171	-18%
Alitalia	36,880	33,538	3,342	10%
Thomas Cook	22,832	24,839	- 2,007	-8%
Thomson Fly	16,964	15,617	1,347	8.6%
Jet Time	13,509	14,539	- 1,030	-7%
Norwegian	10,555	123	10,432	NA
Others	65,181	90,007	- 24,826	-28.3%
TOTAL	1,380,828	1,251,970	128,858	10.3%

Traffic Results

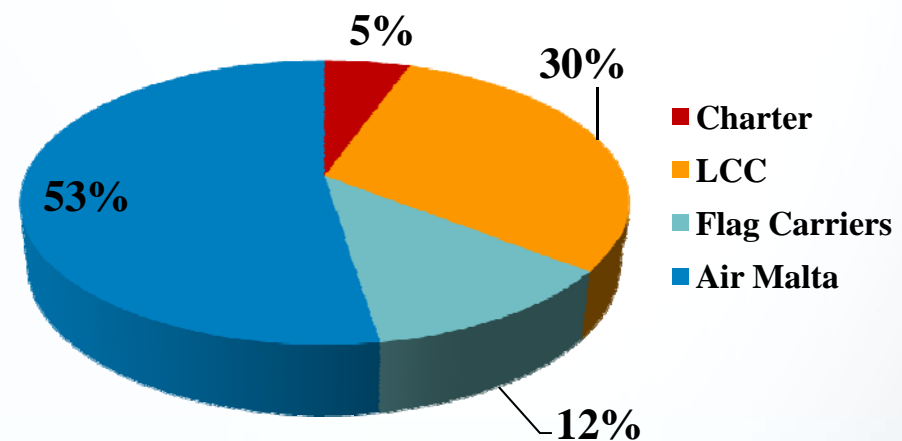
Business Mix – January to June 2010



	2009	2010	Change
Charter	74,165	74,857	0.9%
LCC	270,688	416,722	53.9%
Flag Carriers	197,047	164,907	-16.3 %
Air Malta	710,070	724,342	2.0%
TOTAL	1,251,970	1,380,828	10.3%



2009



2010

Traffic Results

Share of Flag Carriers – January to June 2010



Airline	Passengers	Share of Flag Traffic	Share of Total Traffic
Air Malta	724,342	81.5%	52.5%
Lufthansa	53,483	6.0%	3.9%
Emirates	42,885	4.8%	3.1%
Alitalia	36,880	4.1%	2.7%
SAS	8,226	0.9%	0.6%
Others	23,433	2.6%	1.7%
Total Flag Carriers	889,249	100%	64.4%
Total MIA	1,380,828		100%



Traffic Results

Share of Low Cost Carriers – January to June 2010



Airline	Passengers	Share of LCC Traffic	Share of Total Traffic
Ryanair	272,455	65.4%	19.7%
Easyjet	121,743	29.2%	8.8%
Norwegian Air Shuttle	10,555	2.5%	0.8%
Vueling	9,429	2.3%	0.7%
Bmibaby	2,540	0.6%	0.2%
Total LCC	416,722	100%	30.2%
Total MIA	1,380,828		100%



Traffic Results

Main Markets – January to June 2010



Country	Pax 2010	Pax 2009	Change	% Change	% Share
United Kingdom	458,126	441,984	16,142	3.7%	33%
Italy	270,235	212,875	57,360	26.9%	20%
Germany	183,903	188,420	-4,517	-2.4%	13%
France	72,143	62,073	10,070	16.2%	5%
Spain	63,111	31,687	31,424	99.2%	5%
Belgium	33,278	32,223	1,055	3.3%	2%
Switzerland	29,801	23,072	6,729	29.2%	2%
Netherlands	29,107	30,017	-910	-3.0%	2%
United Arab Emirates	27,957	22,364	5,593	25.0%	2%
Libya	27,464	25,142	2,322	9.2%	2%
Others	185,703	182,113	3,590	2%	13%
Total	1,380,828	1,251,970	128,858	10.3%	100%



Traffic Results

Main Destinations – January to June 2010



	2010	2009	+ / -	% Change
LONDON – GATWICK	129,216	137,461	- 8,245	-6%
ROME – FIUMICINO	101,263	77,576	23,687	30.5%
LONDON – HEATHROW	93,190	93,069	121	0.1%
MANCHESTER	85,783	86,396	- 613	-0.7%
FRANKFURT	84,453	86,508	- 2,055	-2.4%
LUTON	47,719	51,478	- 3,759	-7.3%
MUNICH	45,875	44,976	899	2.0%
CATANIA	36,770	33,964	2,806	8.3%
MILAN – MALPENSA	35,792	22,798	12,994	57%
BRUSSELS	33,278	32,223	1,055	3.3%
Others	687,489	585,521	101,968	17.4%
TOTAL	1,380,828	1,251,970	128,858	10.3%

Traffic Results

New Routes Summer 2010



- Air Malta once again basing 12 aircraft in Malta
- Opening of Ryanair base bringing total of its destinations to 19
- New routes in Summer 2010:
 - ✓ **Air Malta** – *Torino, Genoa (Italy), Damascus (Syria)*
 - ✓ **Ryanair** – *Bournemouth (UK), Leeds-Bradford (UK), Billund (Denmark), Krakow (Poland), Bologna (Italy), Seville (Spain), Marseille (France), Valencia (Spain)*
 - ✓ **Norwegian** – *Copenhagen (Denmark), Oslo (Norway)*
 - ✓ **Easyjet** – *Rome Fiumicino (Italy), Milan Malpensa (Italy), Liverpool (UK)*
 - ✓ **Bmibaby** – *East Midlands (UK)*



Traffic Results

New Routes Winter 2010/2011

- ✓ **Ryanair** – *Bournemouth (UK), Leeds-Bradford (UK), Billund (Denmark), Krakow (Poland), Bologna (Italy), Seville (Spain), Marseille (France), Valencia (Spain)*
- ✓ **Bmibaby** – *East Midlands (UK)*
- ✓ **Easyjet** – *Rome Fiumicino (Italy), Milan Malpensa (Italy), Liverpool (UK)*

First confirmed route for 2011:

- ✓ **Easyjet** – *Belfast (Northern Ireland) – commencing in February 2011.*





Forecast 2010

Forecast 2010



- In January our forecast for 2010 was that of **approximately 3%** over 2009, which was revised in March 2010 to **around 6%**.
- Due to results of first six months and increased capacity, passenger movements are now expected to be circa **3.15 million** - an estimated increase of **approximately 8%** over last year.





Concluding Remarks

Concluding Remarks Achievements



Thanks to all employees and its stakeholders, Malta International Airport won ACI EUROPE's 2010 Best Airport Award in the '1-5 million passenger' category.

This puts further responsibility on all operators and their staff to achieve and exceed the ever growing expectations of our clients.



Thank you



Malta International Airport plc,
Luqa LQA 4000, Malta

Tel: +356 2124 9600
Fax: +356 2124 9563
E-mail: info@maltairport.com

www.maltairport.com