



# TRAFFIC RESULTS

## FULL-YEAR 2025

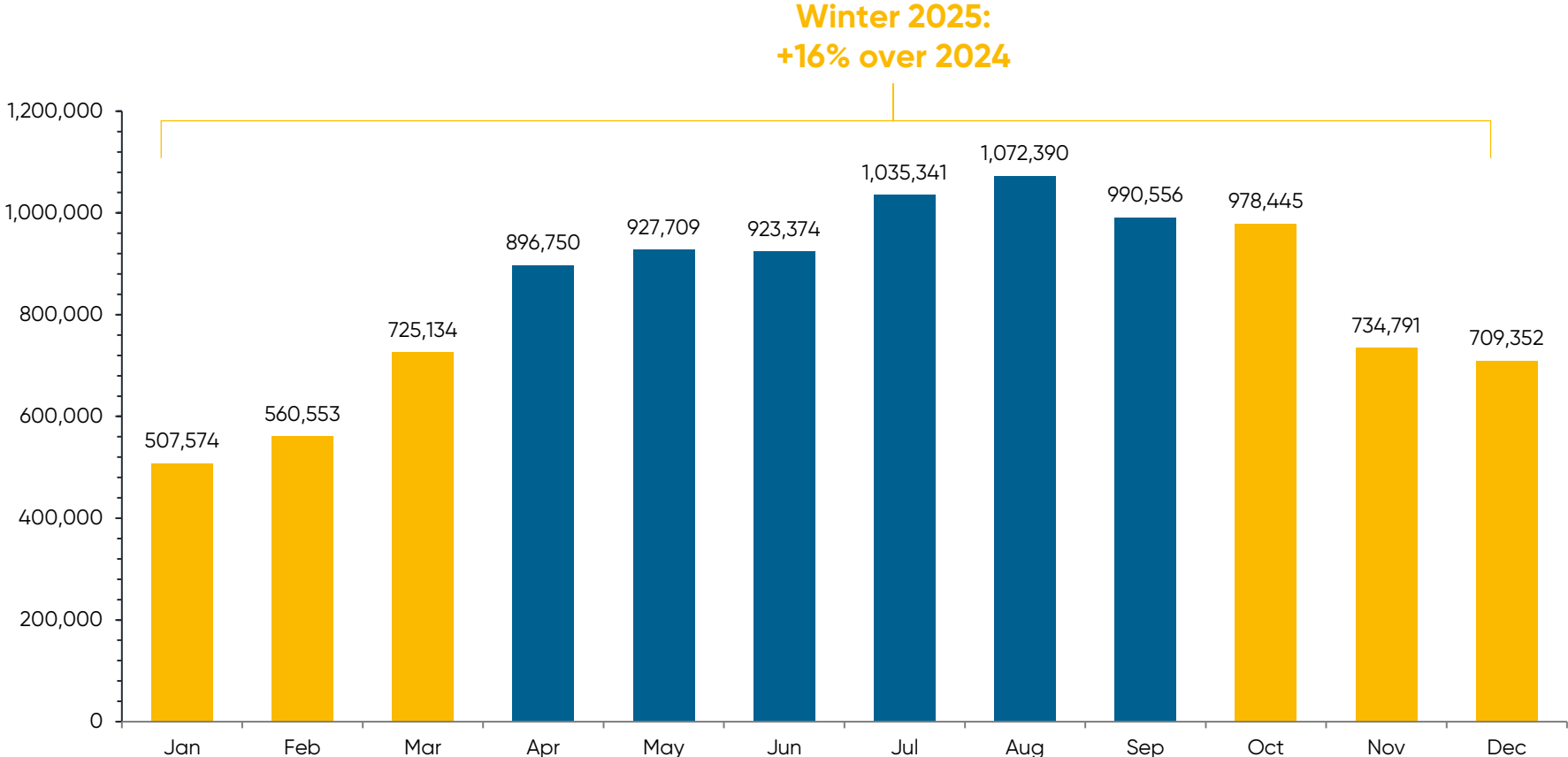
# TRAFFIC RESULTS

JANUARY – DECEMBER TRAFFIC 2025

	2025	2024	+/-	% Change
Passenger Movements	<b>10,061,969</b>	8,957,451	1,104,518	12.3%
Aircraft Movements	<b>65,470</b>	58,773	6,697	11.4%
Seat Capacity	<b>11,783,484</b>	10,420,167	1,363,317	13.1%
Seat Load Factor (SLF)	<b>85.4%</b>	86.0%	-	-0.6pp
Cargo & Mail (in tonnes)	<b>28,422</b>	23,624	4,798	20.3%
MTOW (in tonnes)	<b>2,561,531</b>	2,279,556	281,976	12.4%

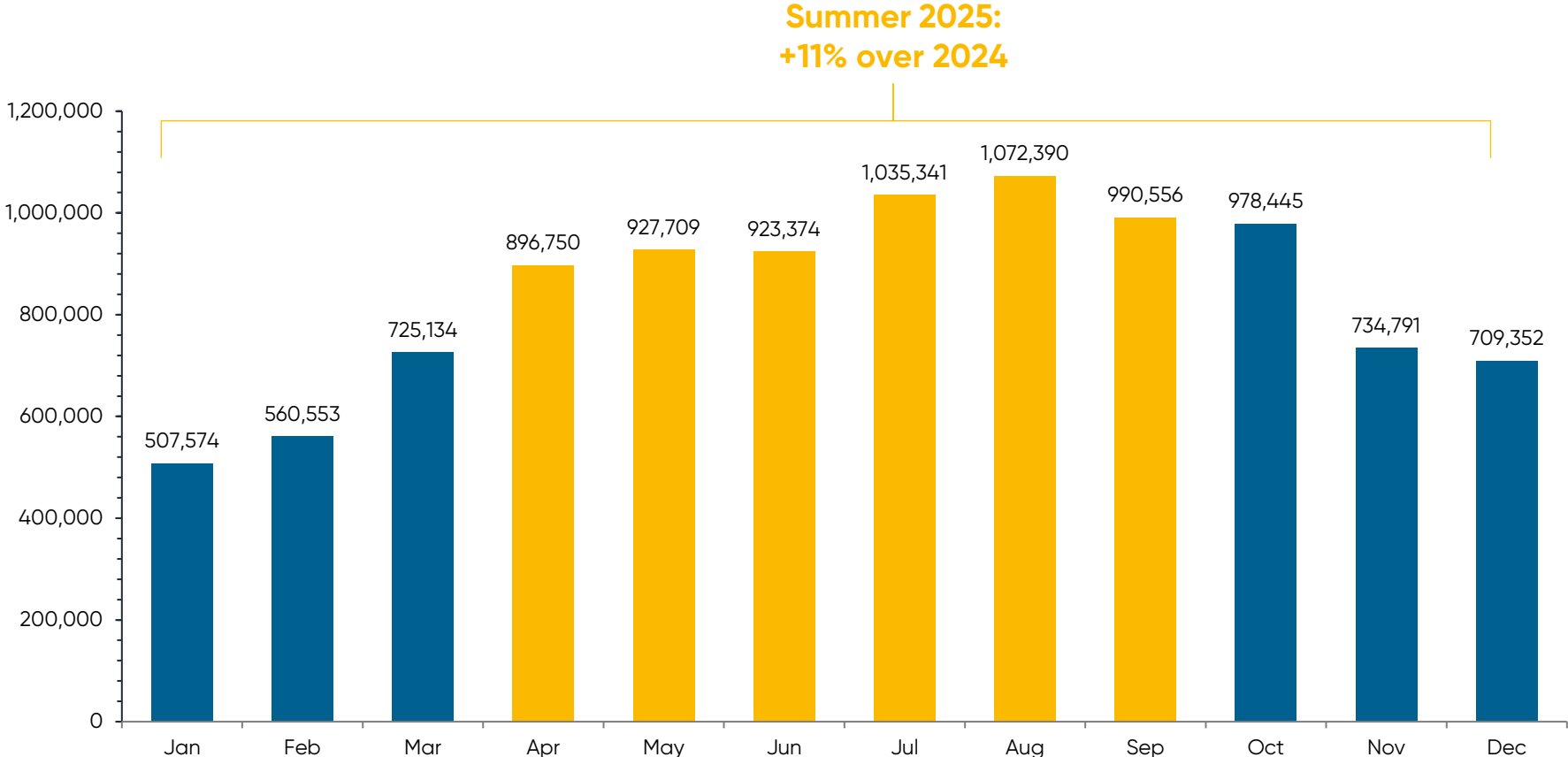
# TRAFFIC RESULTS

MONTHLY TRAFFIC PERFORMANCE 2025



# TRAFFIC RESULTS

MONTHLY TRAFFIC PERFORMANCE 2025



# TRAFFIC RESULTS

TOP MARKETS 2025

	2025	2024	% Change	Market Share
United Kingdom	<b>2,042,989</b>	1,741,377	17%	20%
Italy	<b>2,013,040</b>	2,046,820	-2%	20%
Poland	<b>860,738</b>	577,959	49%	9%
Germany	<b>783,477</b>	765,115	2%	8%
France	<b>619,358</b>	627,992	-1%	6%

# TRAFFIC RESULTS

TOP AIRLINES 2025

	2025	2024	% Change	Market Share
Ryanair	<b>5,122,469</b>	4,487,135	14%	51%
KM Malta / Air Malta	<b>1,739,165</b>	1,898,628	-8%	17%
easyJet	<b>586,223</b>	460,389	27%	6%
Wizz Air	<b>571,479</b>	416,096	37%	6%
Lufthansa	<b>359,476</b>	324,038	11%	4%

# TRAFFIC RESULTS

TOP DESTINATIONS 2025

	2025	2024	% Change	Market Share
London - Gatwick	<b>522,935</b>	492,653	6%	5%
Rome - Fiumicino	<b>482,621</b>	463,169	4%	5%
Catania	<b>343,152</b>	356,137	-4%	3%
Manchester	<b>322,233</b>	297,987	8%	3%
Munich	<b>291,891</b>	275,090	6%	3%

# 2026 Traffic Forecast

## SOUTHERN EUROPE

33 ROUTES | 8 AIRLINES



### **Ryanair/Malta Air**

- new route to *Palma de Mallorca* from W25/26
- ↑ to daily flights to *Athens* from S26
- ↑ to double-daily to *Catania* from W25/26



# 2026 Traffic Forecast

## WESTERN EUROPE

27 ROUTES | 10 AIRLINES



**Ryanair/Malta Air** operating full W25/26 to *Luxembourg* extended into S26



**EasyJet** operating full W25/26 to *Basel & Geneva*



**Eurowings** ↑ frequency to *Dusseldorf* during S26



# 2026 Traffic Forecast

## NORTHERN EUROPE

20 ROUTES | 7 AIRLINES



### Ryanair/Malta Air

- new route to *Newcastle* for W25/26
- ↑ frequency to *Dublin & Riga* & from W25/26
- full W25/26 to *Glasgow & Norwich*



### EasyJet

- full W25/26 to *Birmingham, Bristol & Southend*
- new route to *Glasgow & Newcastle* from S26 with two weekly flights



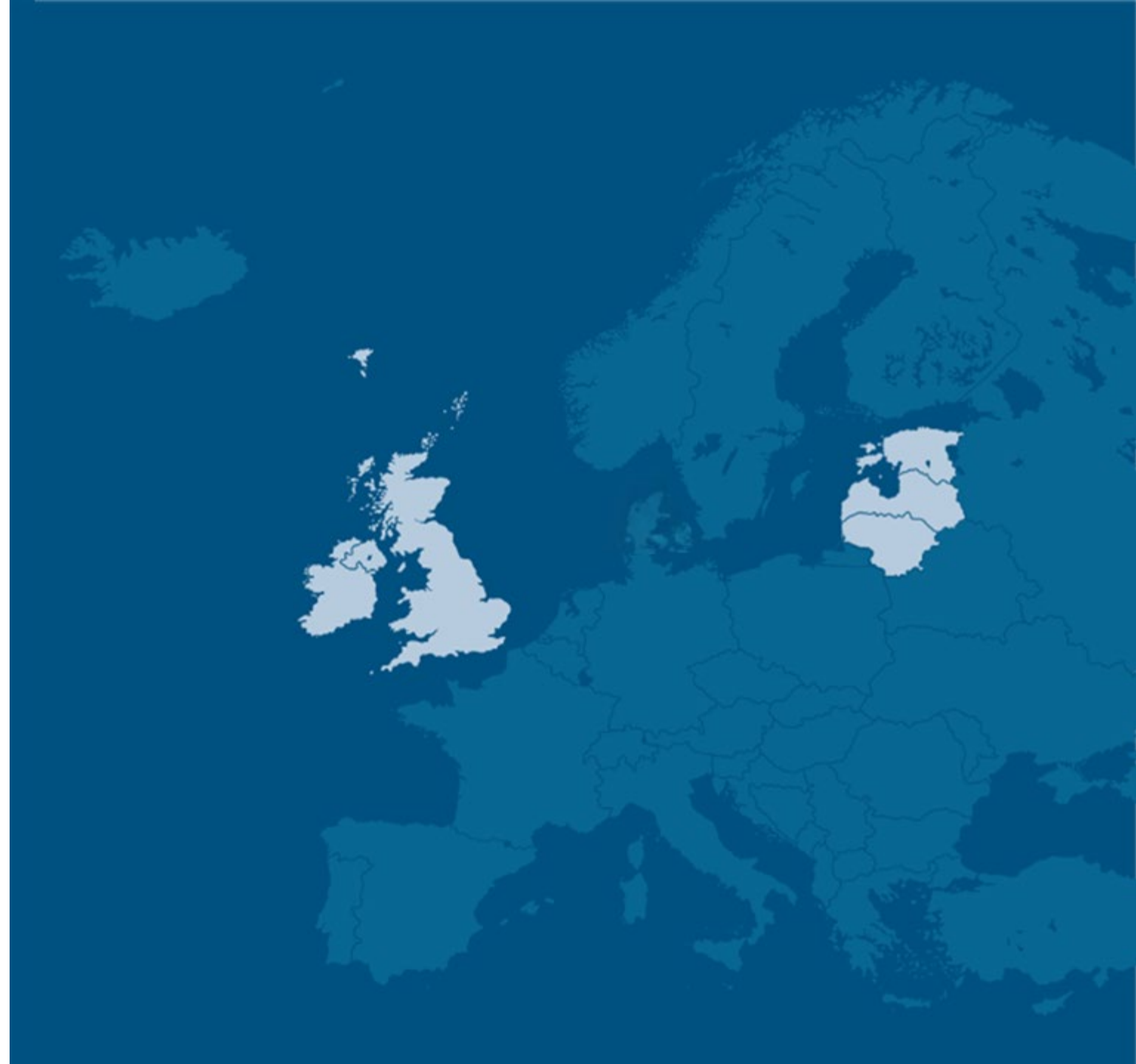
### Jet2

- ↑ capacity across UK routes & new operation to London-LGW as from S26



### Air Baltic

- ↑ frequency to *Tallin* from S26



# 2026 Traffic Forecast

## EASTERN EUROPE

13 ROUTES | 4 AIRLINES



### Ryanair/Malta Air

- ↑ to daily flights to *Warsaw-Modlin* & *Krakow* from W25/26
- operating to *Tirana* with two weekly flights from S26



**LOT Polish** operating full W25/26 to *Warsaw*



### Wizz Air

- operating new destination *Tirana* from W25/26
- operating new route to *Warsaw-Modlin* from W25/26 & extending to S26



# 2026 Traffic Forecast

## SCANDINAVIA

6 ROUTES | 4 AIRLINES



**Ryanair/Malta Air** operating new route to *Gothenburg (GOT)* for W25/26



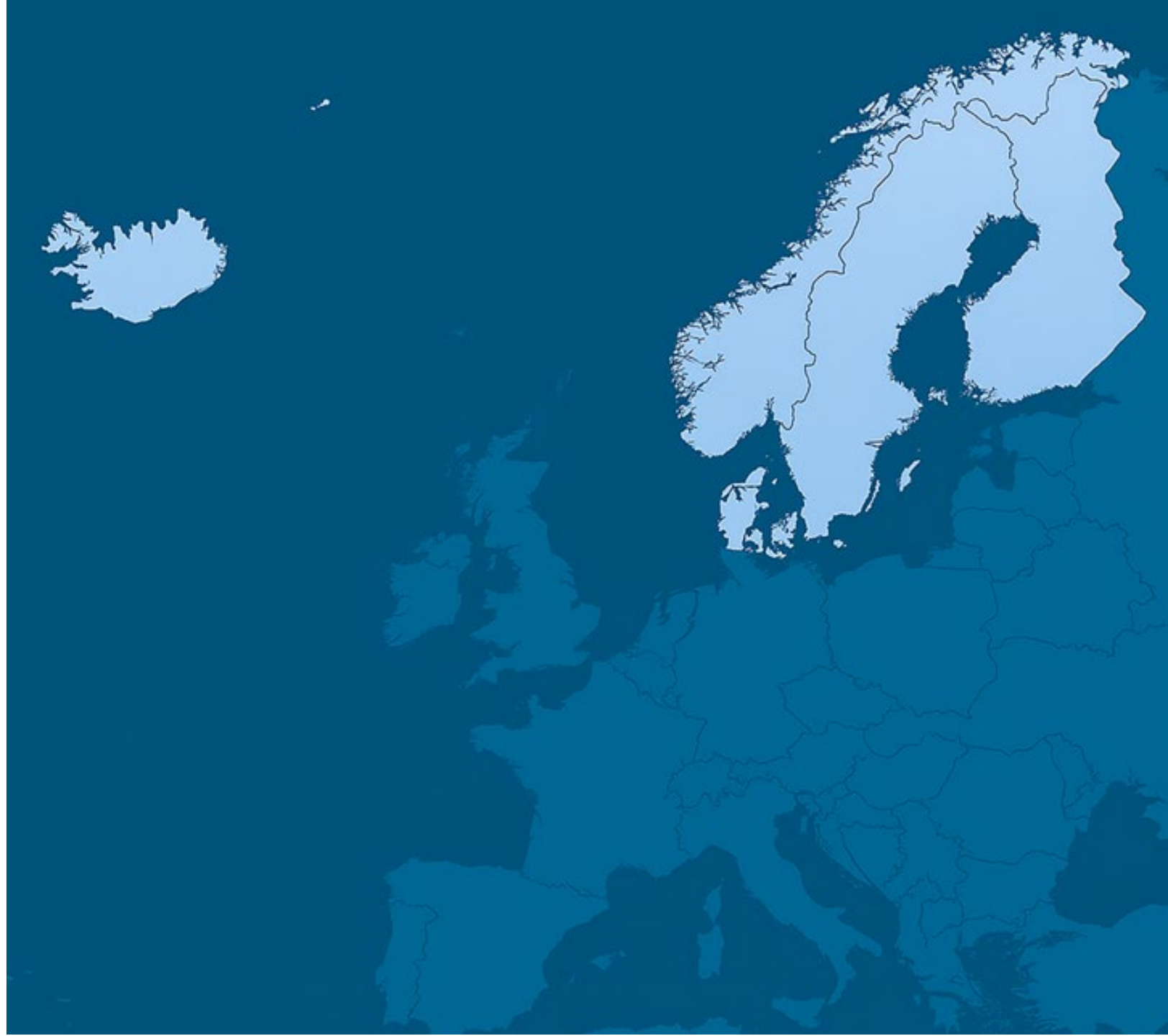
### **Norwegian**

↑ frequency to *Oslo* & *Helsinki* during S26

New operation to *Billund* from S26



**SAS** operating to *Copenhagen* in W25/26 & ↑ frequency during S26



# 2026 Traffic Forecast

## MIDDLE EAST AND NORTH AFRICA

8 ROUTES | 7 AIRLINES



**KM Malta Airlines** operating to *Istanbul*  
full W25/26 & continuing into S26



**Qatar** operating full W25/26 & continuing  
S26 with 4 weekly flights



# 2026 Traffic Forecast

## NORTH AMERICA

1 ROUTES | 1 AIRLINES



**Delta Airlines** operating to *New York (JFK)* route with 3 weekly flights as from **S26**



